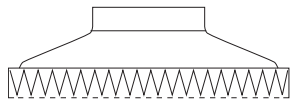
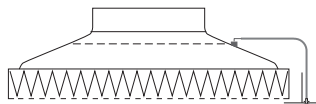


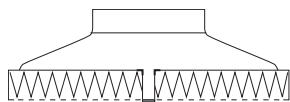
DUG



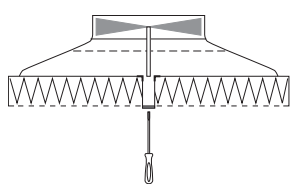
DUG B ...
Standard terminal.



DUG B .../ T
Standard terminal with "T" leak test port on plenum.



DUG B .../ D
Standard terminal with "D" leak test port on filter bar separator.



DUG B .../ DR
Standard terminal with "D" leak test port on filter bar separator. Damper adjustable on "clean air side" with multiple blades with opposite movement and micrometre adjustment.

	DUG - B	DUG - A
EN 1822:2009 classification	H14	U15
MPPS efficiency	99,995%	99,9995%
Suggested final pressure drop	350 Pa	350 Pa
Maximum pressure drop	600 Pa	600 Pa
Maximum operating temperature	60 °C	60 °C
Maximum relative humidity	90%	90%
Declaration of CE conformity	•	•

Disposable terminal hoods available in HEPA and ULPA efficiency classes suitable for applications where a unidirectional flow is required. The compact structure typical of these filters simplifies the maintenance procedures and reduces the system downtime.

MATERIAL AND FINISH

- Frame in anodized aluminum.
- Plenum in self-extinguishing polystyrene.
- Medium in fire-proof micro-fibre glass.
- Hot-melt separators.
- Protective grids in epoxy painted anodized aluminum.
- Bicomponent polyurethane sealant
- Flow-breaker panel inside plenum from size 4 up.

APPLICATION

- In clean room false ceilings of the pharmaceutical and electronics industry.

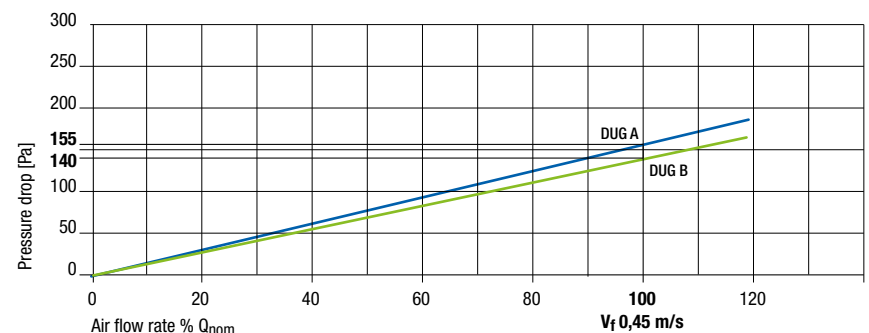
VERSIONS

- D: port for leak test on room side.
- T: port for leak test on plenum.
- DR: port for leak test and multiple blade damper with opposed movement with micrometre adjustment from the room.
- ATEX II 2 GD T6 (aluminum plenum).
- Aluminum plenum
- DUG-P all plastic only for sizes 610 x 610 mm and 305 x 610 mm

ACCESSORIES

- White flat EPDM gasket.
- Equalizer membrane air outlet side.
- AISI 304 stainless steel protective grids.
- FL: aluminum perforated panel.
- WT: aluminum high induction swirl diffuser with adjustable blades (only square sizes).
- WS: aluminum high induction swirl diffuser with stamp-formed blades (only square sizes).

CHARACTERISTIC CURVES



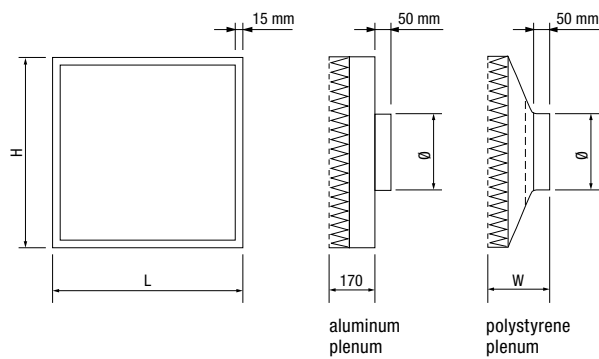
DUG

DIMENSIONS AND TECHNICAL DATA

Code	Dimensions [mm]			Collar [mm] Ø	Nominal air flow rate Q			Filtering surface [m ²]	Initial pressure drop [Pa]		DUG-B €	DUG-A €
	L	H	W		[m ³ /h]	[l/s]	[ft ³ /min]		DUG-B	DUG-A		
3**	305	305	220	160	150	42	88	2,5	140	155	•	
42	305	610	220	200	300	84	177	5	140	155	•	
43**	457	457	220	250	340	95	200	5,5	140	155		
54	595	595	220	250	570	158	335	9,5	140	155		-
4	610	610	220	250	600	167	353	10	140	155	•	
8**	610	915	220	250	900	250	530	15	140	155	•	
9 / 315	610	1219	220	315	1200	333	706	20	140	155	•	
82	915	915	220	250	1360	378	800	22,5	140	155		

** Version available with aluminum plenum only

- Products in stock



Special versions

